

Istituto Comprensivo Rignano – Incisa Valdarno

Percorsi didattici scuola primaria



ART
CLIL LESSON

Shapes and colours

SUBJECT: ART/ENGLISH/MATH

CLASS: FIRST CLASS PRIMARY SCHOOL
MASSA - INCISA VALDARNO
TEACHER Elisa Peretoli

OBJECTIVES

RECOGNIZING GEOMETRIC SHAPES FROM NATURAL ELEMENTS IN A PAINTING

EXPLORING THE POSSIBILITIES OF MIXING TOGETHER NATURAL ELEMENTS AND GEOMETRIC ELEMENTS IN A PAINTING

CREATING A COLOURFUL COLLAGE

THE CLASS

20 students, two students with special education needs

MATERIALS

Scissors

Glue

Large sized colored paper to attach cut shapes

Crayons /felt-tip pens

IWB

LINK TO PAST LEARNING

RECOGNIZING A SHAPE
PRIMARY AND SECONDARY COLOURS
NUMBERS

CLASSROOM ACTIVITIES

CLASS DISCUSSION
PEER TUTORING
COOPERATIVE LEARNING
LABORATORY ACTIVITIES

ACTIVITIES

Students will be introduced to one of the basic elements of art shapes by analyzing the types of shapes used in various works of art to differentiate between geometric and natural shapes.

In groups they will then create their own cut paper collage .

VERBAL SCAFFOLDING ACTIVITIES

GEOMETRIC SHAPES: TRIANGLE, CIRCLE, RECTANGLE, SPIRAL

NATURAL ELEMENTS: LEAF, FLOWER, ROSE, NATURE, FISH, SEAHORSE, SHELL

COLOUR WORDS

I USE A GAME: EVERY GROUP MUST POINT TO A SHAPE AND ANOTHER GROUP MUST GUESS THE NAME OF IT

VOCABULARY PRE-REQUISITES 1H

GEOMETRICAL SHAPES, we have a classroom
CONVERSATION

FIRST ACTIVITY class discussion 1HOUR

I show different paintings on the IWB, and we answer my questions together and the students obtain the vocabulary they need.

If they need to translate other vocabulary I can provide this.

I write every new word on the blackboard while the students can draw the meaning beside them.

FIRST ACTIVITY class discussion



Les Bêtes de la Mer...
H. Matisse 58

What shapes do you recognize in *Beasts of the Sea* by Matisse?

Can you find shapes that remind you of a **FISH**?

A SEAHORSE?

A SHELL?

What about geometric shapes like

SQUARES,
RECTANGLES and
TRIANGLES?

MATISSE class discussion



What shapes do you recognize?

Can you find shapes that remind you of

A LEAF?

a STAR?

A HAND?

Can you find a person?


What colors are used?

VAN GOGH ROSES class discussion



What kind of shapes
did the artist use?
GEOMETRIC shapes?
or **NATURE**/
"THINGS FROM
LIFE"?

MONDRIAN class discussion



GEOMETRIC?


From NATURE?

How many different
SHAPES?



HOMework

FOR HOMEWORK THE STUDENTS HAVE TO
MAKE A COLLAGE WITH SHAPES AND
WRITE THE NAMES IN ENGLISH

HOMWORK



HOMWORK



SECOND ACTIVITY peer tutoring (a coppie)

3 hours in different days

On the IWB I show some of the paintings again and the students in pairs must complete a sentence with shape words or colour words, geometric shape or natural

I can
see _____

WORKSHEET SECOND ACTIVITY

MATISSE

I CAN
SEE ~~BLACK~~ PINK
RECTANGLES
CIRCLE
SQUARE
BLACK HEART
BLUE TRIANGLE

VAN GOGH
AKIRAHASSANFRANCA

I CAN
SEE ~~WHITE~~ GREEN LEAVES, WHITE
FLOWERS

MATISSE

I CAN
SEE BLACK CIRCLE
BLUE TRIANGLE
GREEN RECTANGLE

VAN GOGH

I CAN
SEE WHITE FLOWERS GREEN LEAVES

WORKSHEET SECOND ACTIVITY

MONDRIAN

I CAN
SEE WHITE SQUARE
RED TRIANGLE
WHITE RECTANGLE
BLU TRIANGLE
BLACK TRIANGLE
WHITE TRIANGLE
YELLOW TRIANGLE

GEOMETRIC SHAPES

MONDRIAN

I CAN
SEE GEOMETRICAL SHAPES
WHITE SQUARE
WHITE RECTANGLE
BLACK TRIANGLE
WHITE SQUARE

MONDRIAN

I CAN
SEE RED TRIANGLE
WHITE SQUARE
WHITE RECTANGLE
BLU TRIANGLE
YELLOW TRIANGLE
WHITE TRIANGLE
BLAK TRIANGLE

GEOMETRIC SHAPES

MONDRIAN

GEOMETRIC SHAPES

MONDRIAN

I CAN
SEE RED TRIANGLE
BLU TRIANGLE
YELLOW TRIANGLE
BLACK TRIANGLE
WHITE TRIANGLE
WHITE SQUARE
WHITE RECTANGLE
WHITE SQUARE

THIRD ACTIVITY laboratory

Using Matisse's *Beasts of the Sea* as their inspiration, students will create their own colorful collage:

Also, like Matisse, students, in four groups, using scissors, students will cut the paper into different shapes that remind them of that place.

Then, they will arrange their cut-out shapes on a large piece of coloured paper.

The teacher encourages students to move the pieces around, rotate them, and experiment with layering.

When they are satisfied with the design, they glue the shapes in place.

COLOURFUL COLLAGE



COLOURFUL COLLAGE



COLOURFUL COLLAGE



COLOURFUL COLLAGE



CHECKING UNDERSTANDING

Have the students learnt the vocabulary?

I check that they have the vocabulary they need.

If they need to translate other vocabulary words

I can provide other words,

For the students with special needs,

I would need to give extra help,

so they can do the exercises.

I invite the students to point out the shapes they

see and define them as being either geometric or

from nature.

RUBRIC CHECKING UNDERSTANDING

Scores	Descriptors
1 Unsatisfactory	Student shows no knowledge of the subject and specific vocabulary.
2 Almost satisfactory	Student is lacking necessary background knowledge and uses specific vocabulary wrongly.
3 Satisfactory	Student has essential knowledge of the subject. He uses specific vocabulary correctly.
4 Good	Student shows a complete knowledge of the subject. He properly uses specific vocabulary.
5 Excellent	Student shows a complete and thorough knowledge of the subject.

<http://rubistar.4teachers.org/index.php>

SELF ASSESMENT QUESTIONNAIRE

INDICATORI



Ti è piaciuta l'attività svolta?

Hai partecipato attivamente ai lavori di gruppo?

Pensi di aver imparato cose nuove e interessanti?

Hai rispettato i turni di parola e di ascolto?

CURRICULUM CONNECTION

English, ART AND MATH

OTHER FUTURE CONNECTION: CODING - BE AN ARTIST
<https://studio.code.org/s/course1/stage/8/puzzle/2>